



2022 - 2023



# Event guide for Teams



# VII MOTOSTUDENT INTERNATIONAL COMPETITION

2022 - 2023

## FINAL EVENT MANUAL FOR TEAMS

### Content

2.	Event Map.....	4
3.	Activity Zones.....	5
4.	Pit boxes.....	9
5.	Event Schedule.....	11
6.	Teams Guide .....	14
10.	Partners and Sponsors .....	40
12.	Awards List.....	41
13.	Additional Information (Annexes).....	43

## 1. Introduction

The VII Edition of the MotoStudent International Competition reaches its decisive moment with the Final Event that will take place in the MotorLand Aragón Circuit on days 11, 12, 13, 14 and 15 of October of 2023.

The 79 participating university teams in the MotoStudent Electric and MotoStudent Petrol categories of the Competition will be present on this Event, representing 16 countries all around the world.

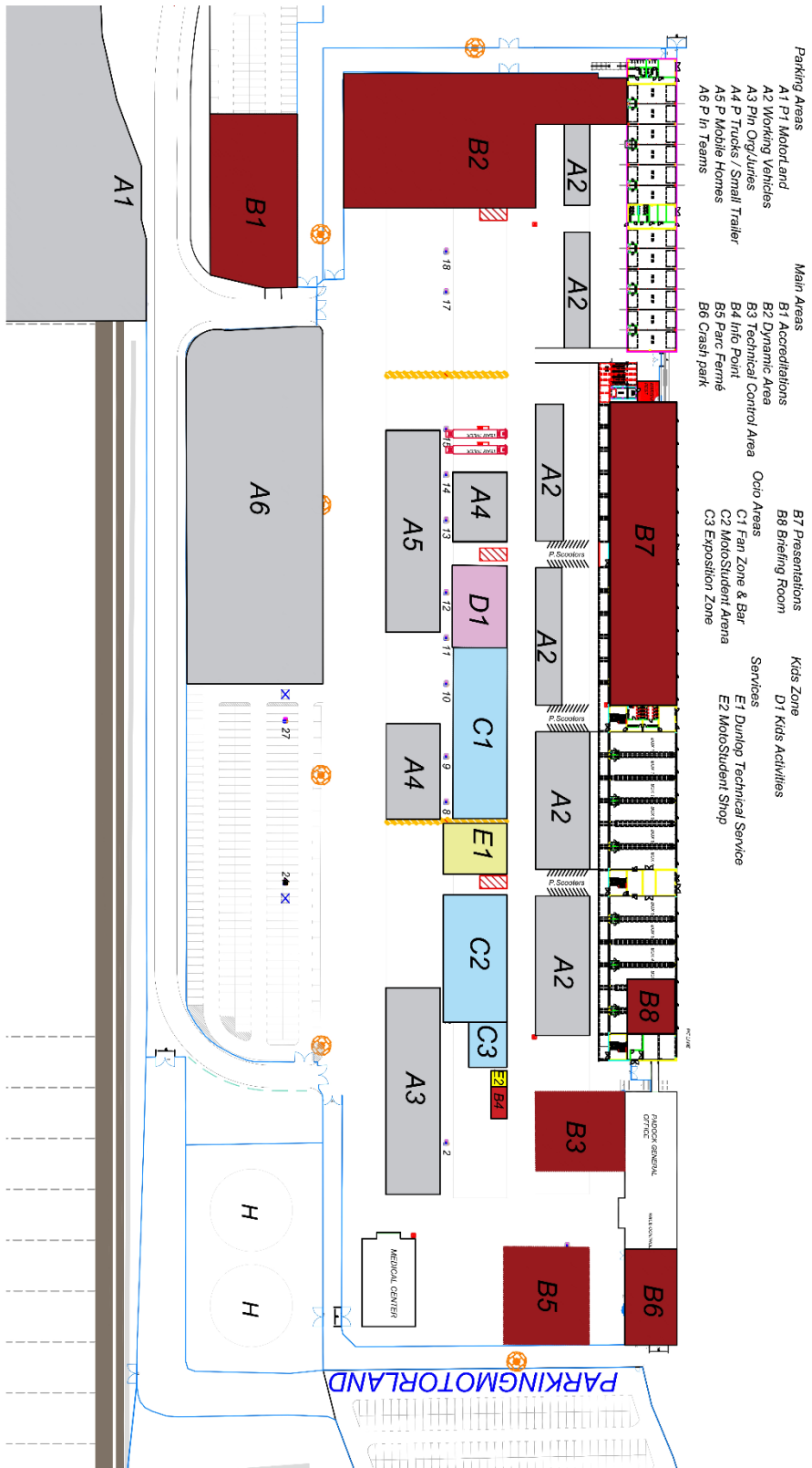
This document must be read and studied by all the students and tutors participating in the Competition, as it will serve as a guide for their participation during the Event.

Any doubt regarding this document can be submitted to the Organization via MotoStudent Platform Support.

See you in October!



## 2. Event Map



### 3. Activity Zones

---

Regarding the Event Map shown in the previous section, the main areas of activity during the Final Event are described below:

#### A - Parking Areas

##### (A1) P1 MotorLand

This parking is reserved for non-accredited people, such as public, during the weekend. It will also be compulsory to use this area by all participants before their accreditation.

##### (A2) Working Vehicles

Working vehicle parking area. It will only be permitted to park a unique work vehicle for each team, which cannot be moved during the 5 days of the Event. Its maximum size will be 8 meters long for trucks/lorries/vehicle+trailer.

##### (A3) Parking IN Org. and Juries

Parking area reserved for Organization Staff and authorities.

##### (A4) Truck and small trailers parking

Vehicles longer than 8 meters (or trailers for vehicle+trailer cases) will be parked in this Area. An Organization assistant will guide the driver to this zone, you may have to wait a while. \*Location showed in the map is provisional.

##### (A5) Mobile homes Area

Parking area for Motorhomes and camper vans. The connection to the electric and water supply must be requested to the organization with the motorhome request and it is limited to the availability. An Organization assistant will guide the driver to this zone, you may have to wait a while. \*\* Camping is not allowed\*\*

##### (A6) Parking IN Teams

Parking Area for the rest of official team members vehicles. No parking places will be assigned. For Each 7 members (Official Team members + Official Faculty Advisors + Rider) will be delivered 2 vehicle passes during the accreditation process.

#### B - Main Areas

##### (B1) Accreditation Area.

Accreditation tents where all participants must go on foot from P1 to get their personal accreditations and vehicle passes. Main accreditation will be carried out on Wednesday

morning by appointment. Extraordinary accreditations will be carried out from Wednesday afternoon for late arrivals.

### **(B2) Dynamic Area.**

Area for dynamic activities: dynamic safety checks, dynamic tests and possible parallel activities.

### **(B3) Technical Control Area.**

Static Scrutineering Area where the Technical Staff of the Organization will conduct the inspection of the participating prototypes.

### **(B4) Info. Point.**

Main Office of the Competition Organization for teams' attention.

### **(B5) Park fermé.**

Space for "closed park" after racing sessions. **Only two mechanics** are allowed in to put the bike stands on the bike and assist the rider. **Once the prototype is secure** with its stands **ALL PEOPLE should leave the area** and stay close to it, to be able to attend the technical scrutineers if requested.

### **(B6) Crash park.**

Closed area where all crashed/disabled prototypes will be unloaded by the circuit's marshals. Team's mechanics must wait on the door until the marshals unload the prototype and allow them to enter.

### **(B7) Presentation Rooms.**

On the first floor of the main building will take place the Finals Presentations at the scheduled hours. You can access those rooms through the stairs that you will find at the end of the building, after box 24.

### **(B8) Briefing Room.**

On the first floor of the main building too, but this time the access will be through the Tower A stairs. This room will hold the Welcome Briefing to Tutors and Team Leaders and the Rider's Briefing.

## **C – Ocio Areas**

### **(C1) Fan Zone & Bar.**

Zone to rest and recover your energies having some soft drink or something to eat. In this space you will also find a space dedicated to companies who want to show their products to all the assistants during the Final Event, and an exclusive Talent Road Show on Friday.

### **(C2) MotoStudent Arena.**

800m<sup>2</sup> covered and reserved for different activities during the Final Event such as the the “MS1 Awards Ceremony” or “MS2 Podium Ceremony” where Teams will taste the glory of MotoStudent.

### **(C3) Exposition Zone.**

Come to see the Safety bikes and cars of the VII Edition of the competition.

## **D – Kids Zone**

### **(D1) Kids Activities.**

Come with your family and enjoy the bouncy castle and other activities for the children during the weekend!

## **E – Services**

### **(E1) Official Tires Services.**

Dunlop Technical Service for the supply of spare tires, as well as mounting and demounting of tires and valves. \*\*\* Tickets for tires supply and mounting/demounting must be bought on the MotoStudent Shop\*\*\*

### **(E2) MotoStudent Shop.**

The Organization Official store. It will supply spare parts, consumables and Official merchandising of the Competition.

### **(E3) Fuel Area.**

Facility to supply the Official Fuel defined by the Organization for the Category MotoStudent Petrol. The purchase must be made previously at the Official Store of the Organization (MotoStudent Shop).

## **Z – MotorLand Aragón main spaces.**

### **(Z1) Start- Finish straight.**

Finish straight of the Grand Prix FIM International track of the MotorLand Aragon Circuit. Apart from the start and finish point during the final races, the straight will house Dynamic tests of the MS2 stage of the Competition, as well as other parallel activities.

### **(Z2) Pit lane.**

Route connecting the FIM Grand Prix track with the Teams Boxes. This area is restricted only to students, tutors and riders enrolled in the Competition. Public access to Pit Lane is prohibited.

### **(Z3) Pit building.**

Main Building of the Circuit. It has three floors:

- Ground floor: It houses the Teams' Pit boxes, as well as bathrooms and showers.
- 1st floor: It houses restaurant, services, bathrooms, terraces, presentation rooms and Briefing Room.
- 2nd floor: Public terraces.

The floors are connected by stairs through the towers A, B, C, D, E and F. Tower E has an elevator for handicapped.

### **(Z4) Pit boxes.**

Working Boxes for teams. Each team will have box space assigned by the Organization. Public access to the garage is not allowed, and only registered students can manipulate the bike, faculty advisors are not allowed, nor riders.

### **(Z5) Public terraces.**

Distributed along the PIT BUILDING, terraces are open to the public to watch the activities on track.

### **(Z6) Paddock General Office (PGO).**

Paddock offices where teams may be called by different organizational committees (MS1, MS2, technical, disciplinary, etc.) for issues related to complaints, irregularities, disciplinary applications, etc. **It will also be the area of Administrative Checks for riders.**

### **(Z7) Medical Center.**

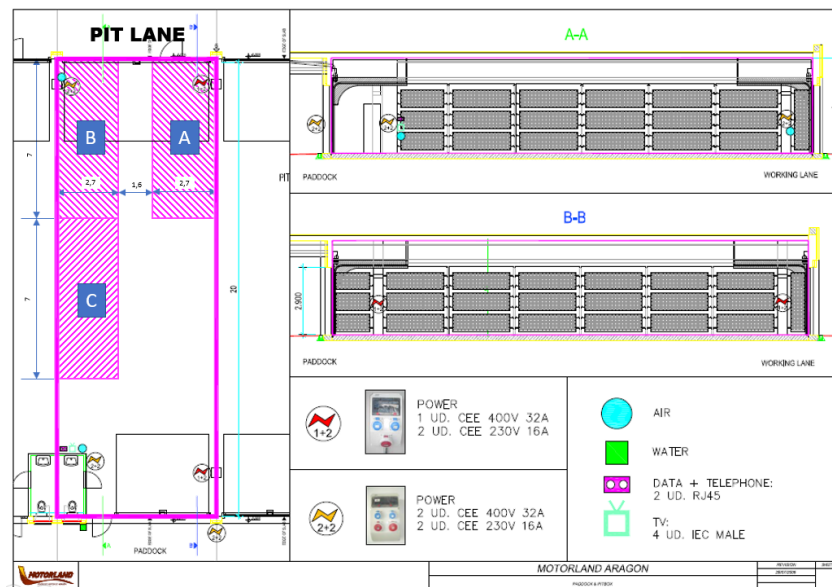
Center for medical attention, will be open during the whole Final Event.



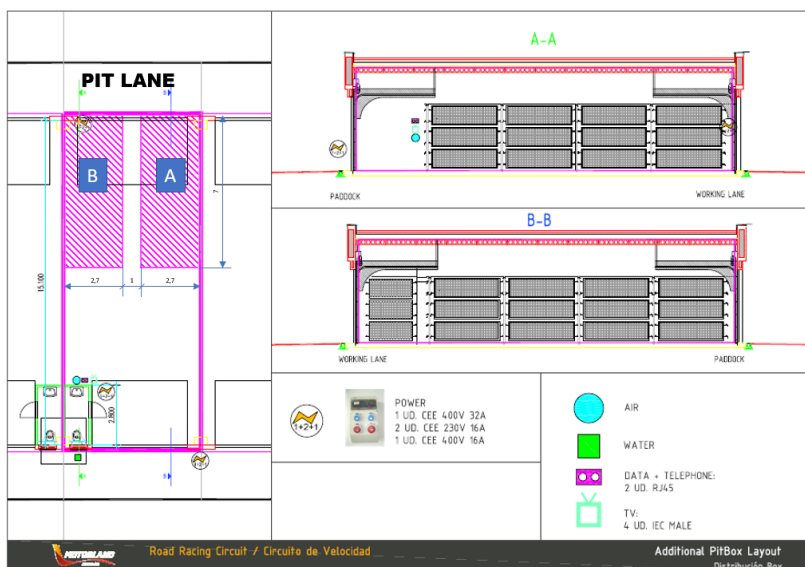
## 4. Pit boxes

Pit boxes have industrial 220V power outlets and three-phase 380V sockets. There are also TV sockets (with direct connection to live timing and weather station), compressed air, water taps and bathroom. Pit boxes from 2 to 24 will be shared by 3 teams per each box (A, B and C areas). Pit boxes from 26 to 36 will be shared by 2 teams per each box (A and B) areas. The dimensions of the designated working area inside the pit box for each team will be 2.7m transversal x 7m longitudinal, as shown in the following drawings:

### Pit Boxes from 2 to 24



## Pit Boxes from 26 to 36



## Pit Boxes allocation

BOX	Zone A	Zone B	Zone C
<b>TOWER A</b>	<b>BRIEFING ROOM</b>		
<b>1</b>	<b>ORGANIZATION RESERVED</b>		
<b>2</b>	#11 -2WheelsPoliTO	#9 -UniBS Motorsport	# -
<b>3</b>	#12 -THM-Motorsport Friedberg	#7 -Montan Factory Racing	# -
<b>4</b>	#3 -QUARTODILITRO UNIPD	# -Panther Racing AUTH	# -
<b>5</b>	#8 -FLORIDA MOTO TEAM	#19 -Stretto in Carena UNIME	# -
<b>6</b>	#69 -Sapienza Gladiators	#28 -SYNERGY RT - UPC Manresa	# -
<b>TOWER B</b>			
<b>7</b>	#44 -UPM-MOTOSTUDENT PETROL	#22 -FESB Racing	#88 -MotochamicsUA
<b>8</b>	#21 -THM-Motorsport Giessen	#10 -Polimi Motorcycle Factory	#24 -COYOTES MOTORACING
<b>9</b>	#74 -Bizkaia ESI Bilbao	#56 -Nebrija Power Wheelie NPW	#15 -MariTeam Racing HOST
<b>10</b>	#93 -MotoETSIUHU Petrol	#97 -UMH Racing Team	#55 -EESC-USP Guepardo
<b>11</b>	#77 -MOTO-MAQLAB-UC3M	#6 -Motostudent Unizar	#89 -MotoR-UPV School Team
<b>12</b>	#58 -Motorius UFPB	#29 -UC Racing	#17 -Ashwa Mobility (RVCE)
<b>TOWER C</b>			
<b>13</b>	# -	# -	# -
<b>14</b>	#88 -UniBo Motorsport	# -	# -
<b>15</b>	#8 -MotoSpirit ESEIAAT - UPC	#7 -ISC Racing Team UPC	# -
<b>16</b>	#17 -eLaketric UAS Constance	#80 -Polimi Motorcycle Factory	# -
<b>17</b>	#10 -EEBE ePowered RACING	#53 -eRacing ETSEIB	# -
<b>18</b>	# -	# -	# -
<b>TOWER D</b>			
<b>19</b>	#96 -CTU Lions Electric	#65 -Impulse Unimore	#69 -SKAP WUT Racing
<b>20</b>	#5 -UMA Racing Team	#11 -Wolfast UniOvi	#29 -MOTO SPARK UNAM
<b>21</b>	#71 -LEM Wroclaw	#72 -QUARTODILITRO UNIPD	#87 -ETSIIT UPNa Racing
<b>22</b>	#31 -UJI Electric Racing Team	#93 -MotoETSIUHU Electric	#15 -EPS-Jaen eRacing
<b>23</b>	#4 -E-Moto AGH	#22 -eGIPUZKOA GIE-UPV/EHU	#18 -MST Miner Motorcycle
<b>24</b>	# -	<b>ORGANIZATION RESERVED</b>	# -
<b>TOWER E</b>			
<b>25</b>	<b>MOTORLAND SHOP</b>		
<b>26</b>	#77 -Kenji Racing Team	# -	
<b>27</b>	#32 -UPM MOTOSTUDENT ELECTRIC	#34 -USRacing	
<b>28</b>	#33 -UPC VILANOVA E3 TEAM	#70 -Tadarida MotoRacing UFU	
<b>29</b>	#25 -URVoltage Racing (URV)	#14 -UPV EPSA Moto-E	
<b>30</b>	#44 -TLMoto	#6 -UCO ELECTRIC RACING	
<b>31</b>	#54 -2WheelsPoliTO	#26 -UPPström Racing	
<b>32</b>	#12 -EMUS	#97 -UBU Racing	
<b>33</b>	#16 -Bizkaia ESI Bilbao	#9 -MS Unizar Electric	
<b>34</b>	#28 -REM IHU	#76 -COMETS	
<b>35</b>			
<b>36</b>			

\*Provisional list

## 5. Event Schedule

SCHEDULE	ACTIVITY	PLACE	CATEGORY
<b>Wednesday October 11th</b>			
08:00 – 22:00	Paddock opening	Paddock (Door 1: Teams & Deliveries– Door 2: rest)	
09:00 – 14:00	Teams' accreditation and information delivery	Accreditations' Center	ALL
09:00 – 19:00	Teams' installation in pit boxes & Working Vehicles Parking	Team Boxes	ALL
09:00 – 19:00	Motorhome's Teams Parking	Motorhome Zone – Paddock	
10:00 – 14:00	Incidents and Claims Office opening	Paddock General Office (PGO)	
10:00 – 20:00	MotoStudent General Office opening	MotoStudent General Office (Info Point)	
10:00 – 22:00	Fan Zone opening	Fan Zone	
11:00 – 14:30	MotoStudent Shop opening	MotoStudent Shop	
11:00 – 13:00	Tires' service opening	Dunlop Technical Service	
11:00 – 13:00	Fuel Area opening	Fuel Area	
12:45 – 19:45	Administrative checks (Riders)	Paddock General Office (PGO)	ALL
13:00 – 15:30	1 <sup>st</sup> Round Static Technical Scrutineering (Petrol Category)	Technical Control Area	PETROL
15:00 – 18:00	Practice Area opening	Dynamic Area	ALL
14:00 – 20:00	Accreditations' Center opening	Accreditations' Center	
15:30 – 20:00	Incidents and Claims Office opening	Paddock General Office (PGO)	
16:00 – 20:00	MotoStudent Shop opening	MotoStudent Shop	
16:00 – 18:00	Fuel Area opening	Fuel Area	
16:00 – 18:00	Tires' service opening	Dunlop Technical Service	
16:00 – 19:15	1 <sup>st</sup> Round Static Technical Scrutineering (Electric Category)	Technical Control Area	ELECTRIC
19:00 – 19:45	Briefing and Welcome for Faculty Advisors and Team Leaders	PIT Building – Briefing Room/Press room (Tower A)	ALL

<b>Thursday October 12th (National holiday)</b>			
07:30 – 22:00	Paddock opening	Paddock (Door 1: Teams & Deliveries– Door 2: rest)	
08:00 – 19:30	MotoStudent General Office opening	MotoStudent General Office (Info Point)	
08:00 – 14:30	MotoStudent Shop opening	MotoStudent Shop	
08:00 – 14:00	Tires' service opening	Dunlop Technical Service	
08:00 – 14:00	Incidents and Claims Office opening	Paddock General Office (PGO)	
08:00 – 19:30	Accreditations' Center opening	Accreditations' Center	
08:15 – 13:00	Administrative checks (Riders)	Paddock General Office (PGO)	ALL
08:30 – 10:45	2 <sup>nd</sup> Round Static Technical Scrutineering (Electric Category)	Technical Control Area	ELECTRIC
09:00 – 12:30	Practice Area opening	Dynamic Area	
09:00 – 14:00	Welding & hot works MS Workshop	Box 1	
09.30 – 22.00	Fan Zone opening	Fan zone	
10:00 – 14:00	Fuel Area opening	Fuel Area	
10:30 – 13:15	2 <sup>nd</sup> Round Static Technical Scrutineering (Petrol Category)	Technical Control Area	PETROL
13:00 – 19:00	Medical Center opening	Medical Center	
14:00 – 16:30	Dynamic Safety Check and Press Test (Electric Category)	Dynamic Area – Grand Prix Track (FIM)	ELECTRIC
15:30 – 19:30	Incidents and Claims Office opening	Paddock General Office (PGO)	
14:00 – 14:30	Last Call Static Technical Scrutineering (Electric Category)	Technical Control Area	ELECTRIC

15:30 – 16:00	Last Call Static Technical Scrutineering (Petrol Category)	Technical Control Area	PETROL
15:30 – 19:30	Incidents and Claims Office opening	Paddock General Office (PGO)	
16:00 – 20:00	MotoStudent Shop opening	MotoStudent Shop	
16:00 – 18:00	Fuel Area opening	Fuel Area	
16:00 – 18:00	Tires' service opening	Dunlop Technical Service	
16:00 – 19:00	Welding & hot works MS Workshop	Box 1	
16:30 – 18:00	Dynamic Safety Check and Press Test (Petrol Category)	Dynamic Area – Grand Prix Track (FIM)	PETROL
18:00 – 18:30	Walk of GP Track FIM – Track opening for Teams' recognition	Grand Prix Layout- FIM	ALL

<b>Friday October 13<sup>th</sup></b>			
07:30 – 22:00	Paddock opening	Paddock (Door 1: Teams & Deliveries – Door 2: rest)	
08:00 – 19:30	MotoStudent General Office opening	MotoStudent General Office (Info Point)	
08:00 – 14:30	MotoStudent Shop opening	MotoStudent Shop	
08:00 – 14:00	Incidents and Claims Office opening	Paddock General Office (PGO)	
08:00 – 14:00	Tires' service opening	Dunlop Technical Service	
08:00 – 11:15	Administrative checks (Riders) ONLY RIDERS' SIGNATURE	Paddock General Office	ALL
08:00 – 19:30	Accreditations' Center opening	Accreditations' Center	
09:00 – 14:00	Welding & hot works MS Workshop	Box 1	
09:00 – 18:00	Medical Center opening	Medical Center	
09:30 – 14:50	MotoStudent Final's MS1 Presentations (Electric Category)	Pit Building – Exposition rooms (1 <sup>st</sup> floor)	ELECTRIC
09.30 – 22.00	Fan Zone opening	Fan zone	
09:30 – 19:30	Exclusive Talent Road Show (Only for official registered team members)	Fan Zone	ALL
10:00 – 14:00	Fuel Area opening	Fuel Area	
10:00 – 12:00	Last Call Dynamic Safety Checks & Press Test	Dynamic Area – GP Layout (FIM) NO Finish Line	ALL
11:45 – 13:00	Riders Briefing	Briefing room (Tower A) & Finish Line	ALL
14:00 – 18:00	Practice Area opening	Dynamic Area	
14:45 – 15:45	Round 1 Dynamic MS2 Tests 1,2,3 (Petrol Category)	Grand Prix Layout – FIM (Finish line)	PETROL
15:30 – 19:30	Incidents and Claims Office opening	Paddock General Office (PGO)	
15:45 – 17:15	Round 1 Dynamic MS2 Tests 1,2,3 (Electric Category)	Grand Prix Layout – FIM (Finish line)	ELECTRIC
16:00 – 18:00	Tires' service opening	Dunlop Technical Service	
16:00 – 20:00	MotoStudent Final's MS1 Presentations (Petrol Category)	Pit Building – Exposition rooms (1 <sup>st</sup> floor)	PETROL
16:00 – 19:00	Welding & hot works MS Workshop	Box 1	
16:00 – 19:30	MotoStudent Shop opening	MotoStudent Shop	
16:00 – 18:00	Fuel Area opening	Fuel Area	

<b>Saturday October, 14<sup>th</sup></b>			
07:00 – 22:00	Paddock opening (public access from 08:00h)	Paddock (Door 1: Teams & G. Public – Door 2: rest)	
08:00 – 19:00	MotoStudent General Office opening	MotoStudent General Office (Info Point)	
08:00 – 13:30	MotoStudent Shop opening	MotoStudent Shop	
08:00 – 14:00	Tires' service opening	Dunlop Technical Service	
08:00 – 14:00	Incidents and Claims Office opening	Paddock General Office (PGO)	
08:00 – 20:00	Medical Center opening	Medical Center	

08:00 – 19:30	Accreditations' Center opening	MotoStudent General Office (Info Point)	
08:30 – 10:00	Round 2 Dynamic MS2 Tests 1,2,3 (Petrol Category)	Grand Prix Layout – FIM (Finish line)	PETROL
09:00 – 14:00	Welding & hot works MS Workshop	Box 1	
09.30 – 22.00	Fan Zone opening	Fan zone	
10:00 – 13:00	Fuel Area opening	Fuel Area	
10:00 – 12:15	Round 2 Dynamic MS2 Tests 1,2,3 (Electric Category)	Grand Prix Layout – FIM (Finish line)	ELECTRIC
10:30 – 17:00	Kids Activities opening	Kids Zone	
12:00 – 17:00	Road Safety Activity opening	Fan Zone	
14:00 – 15:00	Group Photo	Grand Prix Layout – FIM (Finish line)	ALL
15:30 – 15:45	Track inspection (Race Direction)	Grand Prix Layout	
15:30 – 19:00	Incidents and Claims Office opening	Paddock General Office (PGO)	
16:00 – 19:00	MotoStudent Shop opening	MotoStudent Shop	
16:00 – 18:00	Fuel Area opening	Fuel Area	
16:00 – 18:00	Tires' service opening	Dunlop Technical Service	
16:00 – 19:00	Welding & hot works MS Workshop	Box 1	
16:00 -16:20	Free Practice 1 Cat. MotoStudent Petrol (Test 4) 20'	Grand Prix Layout – FIM	PETROL
16:30 – 16:50	Free Practice 1 Cat. MotoStudent Electric- (Test 4) 20'	Grand Prix Layout – FIM	ELECTRIC
17:30 – 17:50	Free Practice 2 Cat. MotoStudent Petrol (Test 5) 20'	Grand Prix Layout – FIM	PETROL
18:00 – 18:20	Free Practice 2 Cat. MotoStudent Electric- Group (Test 5) 20'	Grand Prix Layout – FIM	ELECTRIC
19:30 – 20:00	MS1 MotoStudent AWARDS Ceremony – opening	MotoStudent Arena	ALL
20:00 – 21:30	MS1 MotoStudent AWARDS Ceremony	MotoStudent Arena	ALL

<b>Sunday October, 15<sup>th</sup></b>			
07:30 – 22:00	Paddock opening (Public access from 8:00)	Paddock (Door 1: Teams & G. Public – Door 2: rest)	
08:00 – 18:00	MotoStudent General Office opening	MotoStudent General Office (Info Point)	
08:00 – 18:00	MotoStudent Shop opening	MotoStudent Shop	
08:00 – 15:00	Fuel Area opening	Fuel Area	
08:00 – 19:00	Incidents and Claims Office opening	Paddock General Office (PGO)	
08:00 – 15:00	Tires' service opening	Dunlop Technical Service	
08:00 – 13:00	Welding & hot works MS Workshop	Box 1	
08:00 – 17:00	Medical Center opening	Medical Center	
08:00 – 17:00	Accreditations' Center opening	MotoStudent General Office (Info Point)	
08:30 – 08:45	Track inspection (Race Direction)	Grand Prix Layout - FIM	
09:00 – 09:20	MS2 Qualifying MS Electric – (Test 6) 20'	Grand Prix Layout - FIM	ELECTRIC
09:30 – 09:50	MS2 Qualifying MS Petrol (Test 6) 20'	Grand Prix Layout - FIM	PETROL
09.30 – 17.00	Fan Zone opening	Fan zone	
10:30 – 17:00	Kids Activities	Kids Zone	
10:30 – 17:00	Road Safety Activity opening	Fan Zone	
10:45 – 11:15	MS2 Play Off Race – Starting Grid Formation MS Electric	Grand Prix Layout - FIM (Finish line)	ELECTRIC
10:45:00	WALL approach through Pit Lane	Pit Lane	ELECTRIC
10:50:00	Pit Lane <b>WALL OPENS</b> – Access to Grid Bikes & Teams	Grand Prix Layout - FIM	ELECTRIC
11:00:00	Pit Lane <b>WALL CLOSES</b>	Grand Prix Layout - FIM	ELECTRIC

11:15:00	MS2 Play Off Race MS Electric (TESTS 6, 7) (5 laps)	Grand Prix Layout - FIM	ELECTRIC
11:35:00	Parc Fermé Cat. MS Electric	Parc Ferme - Paddock	ELECTRIC
12:10 – 12:30	MS2 Play Off Race – Starting Grid Formation MS Petrol	Grand Prix Layout - FIM (Finish line)	PETROL
12:10:00	PIT LANE OPENS (Green light)	Grand Prix Layout - FIM	PETROL
12:15:00	PIT LANE CLOSES (Red light)	Grand Prix Layout - FIM	PETROL
12:30:00	MS2 Play Off Race MS Petrol (TEST 6,7) (7 Laps)	Grand Prix Layout - FIM	PETROL
12:55:00	Parc Fermé Cat. MS Petrol	Parc Fermé - Paddock	PETROL
13:40 – 14:00	MS2 Final Race – Starting Grid Formation MS Petrol	Grand Prix Layout - FIM (Finish line)	PETROL
13:40:00	PIT LANE OPENS (Green light)	Grand Prix Layout - FIM	PETROL
13:45:00	PIT LANE CLOSES (Red light)	Grand Prix Layout - FIM	PETROL
14:00:00	MS2 Final Race MS Petrol (TEST 6,7) (9 Laps)	Grand Prix Layout - FIM	PETROL
14:40:00	Parc Fermé Cat. MS Petrol	Parc Fermé – Paddock	PETROL
14:45 – 15:05	MS2 Final Race – Starting Grid Formation MS Electric	Grand Prix Layout - FIM (Finish line)	ELECTRIC
14:35:00	WALL approach through Pit Lane	Pit Lane	ELECTRIC
14:40:00	Pit Lane <b>WALL</b> OPENS	Grand Prix Layout - FIM	ELECTRIC
14:50:00	Pit Lane <b>WALL</b> CLOSES	Grand Prix Layout - FIM	ELECTRIC
15:05:00	MS2 Final Race MS Electric (TESTS 6, 7) (6 laps)	Grand Prix Layout - FIM	ELECTRIC
15:40:00	Parc Fermé Cat. MS Electric	Parc Fermé - Paddock	ELECTRIC
16:00 – 16:30	Doors Open for MS2 Podium	Podium – MotoStudent Arena	
16:30 – 17:00	Podiums MS2, Best Rookie Team y Best MotoStudent	Podium – Pit Lane	ALL
17:00 – 17:45	Press Report of Winners	Grand Prix Layout - FIM (Finish line)	ALL
16:00 – 18:00	Transponders & Box Key return	MotoStudent General Office (Info Point)	ALL
20:00	Teams' Boxes clear (Teams must be completely clear of pits boxes)	Team Boxes	ALL

## 6. Teams Guide

According to the schedule laid down for the competition, teams must take into account the following considerations:

### **WEDNESDAY OCTOBER 11, 2023**

#### ***08:00h – 22:00h Paddock Opening***

Paddock, Pit Lane, starting grid, wall, MS1 presentations rooms, Dynamic Area and Technical Control Area can only be accessed by accredited staff (team members only). Non-registered people will not have access to MotorLand circuit.

#### ***09:00h – 14:00h Teams Accreditation and information delivery (Accreditations Area)***

On arrival to the Circuit (access map in annex I), teams must park in the **Parking P1** and enter on foot to the Paddock through the specific gate and hour for their category to collect the passes for vehicles and people. Each team shall receive:

- 1 Working Vehicle Pass (only allowed cars and vans, trucks or trailers (with or without drawing vehicle). Any configuration must have a **maximum length of 8m<sup>1</sup>**).
- Parking In Vehicle Passes (1 pass per each 3,5 members)
- Personal passes for team members, tutor and rider (to be collected by each member).
- Identification bracelets.

It is mandatory that the team members carry personal accreditations and bracelets during the Event to access to restricted areas. To receive accreditation and bracelets each team member must present their **ID card or passport**.

**If a team is detected using accreditations by non-registered members, the person will be expelled, and the accreditation will be destroyed, with no possibility for the team to claim a new pass.** In order to guarantee the correct usage of the accreditations, random controls will be held during the Event.

Pit Boxes will have the door open at the beginning of Wednesday and if any Team wants to close the door with key, they must go to the Info. Point where they will receive the **Box Key** based on the boxes' distribution reflected in Part 6 of this document, previously paying a **deposit of 10 €**. By safety reasons and to prevent risks, boxes of MotoStudent Petrol and MotoStudent Electric categories are located separated, as established in the European standards of safety.

#### ***09:00h – 19:00h Teams Installation (Teams Boxes)***

Once the team is registered, the corresponding sticker should be placed on the chosen "Working Vehicle" to enter with it to the area indicated as "**Working Vehicles Parking**" at the Paddock. This work vehicle shall park in front of the corresponding area of the box of each team. It is important to note that **this vehicle cannot be moved from the site assigned until the finish of the Event** on Sunday 15/10/2023 at 16:30h, so if a team does not want to block the vehicle shall remove it once the material is downloaded, getting out of the Paddock before 22:00h on Wednesday 11/10/2023.

Same procedure will be taken with **Mobile homes**, that will be guided to its parking and **cannot be moved from the site assigned until the finish of the Event on Sunday 15/10/2023 at 16:30h**.

---

<sup>1</sup> Trucks longer than 8m must be guided to the "Truck Parking Area" by the Organization staff.

The traffic of vehicles in the Paddock is restricted only to vehicles of the Organization and the Circuit management company. Participating prototypes must be moved to the different tests with the engine off. MotoStudent is a competition open to the General Public during the weekend and, therefore, teams must **COMPLY WITH THE RULES AND DISTRIBUTION OF PADDOCK** established. Failure to follow these rules will result in sanctions by the Organization.

Teams must install in the area of the box assigned by the Organization. There will only be a set of keys for each box, so each team should coordinate with team mate box to open and close it.

### ***10:00h – 20:00h MotoStudent General Office Opening (Info Point)***

During the opening schedule of the MotoStudent General Office, teams may go to this single point for information about schedules.

There will be clocks in the MotoStudent General Office and Technical Control Area. Time marked by these clocks will be the **Official Time** of the Event, so it is recommended to adjust all clocks to this time.

### ***11:00h – 14:30h MotoStudent Shop Opening***

The Organization will have a shop with availability of supply of spare parts, consumables, supplies (power adapters), etc. Both payments in cash (only in €) will be accepted as well as with the following credit cards:



### ***11:00h – 13:00h Tires Service Opening (Dunlop Technical Service)***

Dunlop will provide an Official Technical Service for mounting and demounting of tires and valves. Each team can only use two different sets of tires during the MotoStudent Competition.

In case of severe damage in the tire as flat tire, blowout, etc. will be allowed the use of more tires, prior authorization of the Organization.

### **Payments must be carried out prior in the official store of the Organization**

(MotoStudent Shop). Dry and Wet type tires will be available.

In case of rain, if races or affected tests are not cancelled, teams may purchase a Kit of **tires for rain**, whose price will be published in the official prices list.

### ***11:00h – 13:00h Fuel Area Opening***

The participating teams in the Category MotoStudent Petrol must acquire the Official Fuel defined by the Organization (Repsol 98 octanes) in the Fuel Area. For this purpose, teams must previously purchase the liters of fuel specified through the Official Competition Store (MotoStudent Shop). Once bought, the teams must go to the Fuel



Area with a container with CE approval (or similar homologation) suitable for the transport of fuel. The fuel will be supplied by a specialist technician of the Organization.

In no case will be allowed the supply of fuel in containers not approved or directly on the prototype.

For the participation in the MS2 phase of the competition, it is mandatory to use the fuel defined by the Organization. During the Event the Technical Staff of the Organization may request a fuel sample from the prototype to check the compliance of this rule.

Motorcycles refueling is only allowed inside the box (or Technical Control Area if the Organization requests it). Is therefore strictly prohibited the refueling of petrol in Pit Lane, Starting Grid, Paddock or other not allowed areas, leading the corresponding sanction the breach of this rule.

### ***12:45h – 19:45h Administrative Checks (Paddock General Office)***

Riders that are in the circuit on Wednesday may perform the Administrative Checks. Riders must go to the PGO and submit the following documentation:

- Identification (ID Card or Passport).
- Federative License
- Permission of their Federation “Start Permission” (European non-Spanish riders)

Even if a rider has not arrived yet, its corresponding Team can also do the administrative Checks by taking a copy of the rider’s license and documentation.

Once the Race Direction Committee certifies the viability of the rider, a scrutineer will place the corresponding sticker at the motorbike on Static Scrutineering, as indicated in Article 2 of Section E of the Competition Regulations.

**Important Note:** No rider can access to the MS2 Phase track tests without having passed the administrative checks.

**Transponders**, necessary for the timing system, will be supplied in the Paddock General Office (only support, transponder will be supplied on dynamic scrutineering). Each team must install them on the prototype properly fixed with zip ties.

### ***13:00h – 19:15 Static Scrutineering (Technical Control Area)***

Static Safety Checks will be performed by the Technical Staff of the Organization. During the scrutineering is checked the basic compliance of the Technical Regulations of the Competition, as well as that the prototype is considered completely safe for its participation in the MS2 Phase of dynamic tests.

The teams must be present in the Static Safety Check Area (Technical Control Area) at the following times according with the booked time on the MotoStudent Platform:

### Category MotoStudent Petrol

Entry Time	Bike Numbers
13:00	28,11,22,21,9,7,88,8,19,3,12
13:45	44,10,3,97,69
14:30	77,93,14,6,74,29
15:00	55,24,89,58,17

\*Provisional schedule, each Team will receive their specific scheduled time once the accreditations milestone gets closed.

### Category MotoStudent Electric

Entry Time	Bike Number
16:00	17,31,44,54
16:30	10,32,96,80,11,72,97
17:10	88,53,93,76,71
17:40	7,9,34,14,6
18:15	5,16,33,22,25,77,4,28,65,12,8,18,87,29

\*Provisional schedule, each Team will receive their specific scheduled time once the accreditations milestone gets closed.

**If the prototype is not ready, at least one team member must be present to book a new hour in the second round of Static Scrutineering.**

Teams that do not meet its schedule of scrutineering will be penalized with a minor infraction (10 points on the MS2 General Score). To avoid delays, the Organization recommends to the team members to present the motorbike at the entrance of the scrutineering area 5 minutes before this time. Team members will also have to present the rider equipment (suit, helmet, boots, gloves, back protector and chest protector).

For the Static Check process only two members of the team will be allowed to access the Technical Control Area, who will be identified at the entrance.

The prototype must be ready to compete, i.e. with all fluids necessary for operation (including at least 1 liter of fuel for the MotoStudent Petrol Category prototypes), load

on batteries (Cat. MotoStudent Electric), mounted fairings, transponder support installed, bike numbers, etc. In addition, team members must carry rear stand to rest the bike and tools for the disassembly of the fairing.

**During the scrutineering the Technical Staff of the Organization may request the disassembly of the fairing or other components of the prototype.**

The Organization will place the Official Stickers of the Competition in each bike, placed in the areas described in Art.B.11.3.2 of the Technical Regulations of the Competition. These stickers must keep visible on the prototypes during the whole Event.

If a prototype is not considered as suitable for the participation in MotoStudent, the scrutineers of the Organization will indicate the corresponding team the errors to be fixed and will cite them in the second session of scrutineering the next day in the morning.

Once the process of Static Safety Check is finished, the Organization will place the corresponding approval sticker, as indicated in Art.E.3.5.1 of the Competition Regulations.

***14:00h – 20:00h Accreditations' Center opening***

***15:00h – 18:00h Practice Zone Opening (Dynamic Area)***

Teams will have slots of 5 minutes to test their prototypes inside the Dynamic Area. For safety reasons, the rider registered by the team is the only one allowed to ride the prototype in this area. The rider must wear the complete equipment.

Only one prototype is allowed to be simultaneously in the Practice Zone, so that the entrances and exits will be regulated by a member of the Organization.

During practice sessions, members of the team can't access the zone. Only in case of failure, with the bike stopped, a maximum of two team members will be allowed to access for technical assistance.

The disobedience to the Organization Staff that regulate the Practice Zone will lead to the application of penalties.

***16:00h – 18:00h Tires Service Opening (Dunlop Technical Service)***

***16:00h – 20:00h MotoStudent Shop Opening***

***16:00h – 18:00h Fuel Area Opening***

***19:00h – 19:45h Tutors / Team Leaders Briefing and Welcome (PIT BUILDING – Briefing Room Tower A).***

The tutors of the participating teams, or the Team Leaders instead, must go to the Briefing Room in the first floor of Tower A. There will be presented the main guidelines relating to the Event and will be delivered the participation diplomas for each of the students participating in this VII Edition of the International Competition MotoStudent.

**Important note:** only the tutors will have access to this Briefing. Instead, can attend the Team Leader if the tutor of the team is absent.

### **THURSDAY October 12, 2023 (National holidays)**

#### ***07:30h – 22:00h Paddock Opening***

Non-registered people will not have access to MotorLand circuit.

#### ***8:00h – 19:30h MotoStudent General Office Opening (Info Point)***

#### ***8:00h – 14:30h MotoStudent Shop Opening***

#### ***8:00h – 14:00h Tires Service opening***

#### ***8:00h – 19:30h Accreditations' Center opening***

#### ***8:15h – 13:00h Administrative Checks (Paddock General Office)***

Riders that are in the circuit may perform the Administrative Checks. Riders must go to the PGO and submit the following documentation:

- Identification (ID Card or Passport).
- Federative License
- Permission of their Federation "Start Permission" (European non-Spanish riders)

Even if a rider has not arrived yet, its corresponding Team can also do the administrative Checks by taking a copy of the rider's license and documentation.

Once the Race Direction Committee certifies the viability of the rider, a scrutineer will place the corresponding sticker at the motorbike on Static Scrutineering, as indicated in Article 8 of Section E of the Competition Regulations.

**Important Note:** No rider can access to the MS2 Phase track tests without having passed the administrative checks.

**Transponders**, necessary for the timing system, will be supplied in the Paddock General Office (only support, transponder will be supplied on dynamic scrutineering. Each team must install them on the prototype properly fixed with zip ties.

### **8:30h – 13:15 Static Scrutineering (Technical Control Area) Second Round**

Static Safety Checks will be performed by the Technical Staff of the Organization. During the scrutineering is checked the basic compliance of the Technical Regulations of the Competition, as well as that the prototype is considered completely safe for its participation in the MS2 Phase of dynamic tests.

The teams must be present in the Static Safety Check Area (Technical Control Area) at the scheduled time on the First Round, if something is pending from the first round of static Scrutineering.

### **09:00h – 14:00h Welding & hot works MS Workshop (Box 1)**

### **10:00h – 14:00h Fuel Area Opening**

### **14:00h – 18:00h Dynamic Safety Check and press test (Dynamic Area)**

The teams participating in the MotoStudent must carry their prototypes to the checkpoint in the entrance of the Dynamic Area. Thereafter the bikes remain in Parc Fermé until the end of the Dynamic Safety Check of its category. In addition, teams must carry a rear stand for parking the prototypes and tire warmers (recommended). The teams that deliver the prototype later than the term stipulated will receive a penalty in the MS2 General Score.

Teams must show up at the checkpoint at the Dynamic Area entrance at the following times:

Entry Time	Bike Number (Electric)
<b>13:55</b>	88, 17, 10, 53, 31, 32, 96, 80, 65, 11, 5, 71, 33, 25
<b>14:55</b>	44, 77, 72, 93, 54, 12, 97, 4, 16, 22, 9, 28, 76, 8, 7
<b>15:55</b>	18, 68, 34, 87, 14, 29, 6

Entry Time	Bike Number (Petrol)
<b>16:25</b>	28, 11, 22, 21, 44, 10, 9, 77, 12, 7, 88, 3, 8, 19, 55
<b>17:25</b>	97, 93, 14, 69, 89, 6, 74, 29, 24, 58, 17

The Organization will have power outlets close to the Dynamic Safety Check's Parc Fermé for the connection of tire heaters. It is recommended to carry a power extension.

The Organization will place the transponders in the corresponding supports before the Dynamic Technical Checks, which supports must have been previously installed and verified in the Static Safety Checks.

All the prototypes of the MotoStudent Competition will be tested by professional riders of the Organization to ensure their safety. They will carry out a series of tests in the Dynamic Area and will go then to the Grand Prix FIM track to complete one full lap (passing through PIT LANE).

During the process of checks only may access to the Dynamic Area two members of each team with authorization of the Organization, to attend the rider for the start or in case of breakdown. These members may carry the tool necessary for the assistance.

In addition to the Organization riders, tester riders of specialized press will test the prototypes to collect impressions for subsequent press reports.

Once Dynamic Safety Checks are passed, the Organization will place the corresponding aptitude sticker according to Art. E.6.4. of the Competition Regulations.

***16:00h – 18:00h Tires Service Opening (Dunlop Technical Service)***

***16:00h – 20:00h MotoStudent Shop Opening***

***16:00h – 18:00h Fuel Area Opening***

***16:00h – 19:00h Welding & hot works MS Workshops (Box 1)***

***18:00h – 18:30h Track Open for Teams recognition (Grand Prix – FIM Layout)***

Registered students, tutor/s and rider can access the Grand Prix - FIM track walking for inspection of the track during the enabled schedule. It is strictly forbidden to access to the track with motor vehicles.

### **FRIDAY OCTOBER 13, 2023**

***07:30h – 22:00h Paddock Opening***

***08:00h – 19:30h MotoStudent General Office Opening (Info Point)***

***08:00h – 14:30h MotoStudent Shop Opening (MotoStudent Shop)***

***08:00h – 19:30h Accreditations' Center opening (Accreditations' Center)***

***08:00h – 14:00h Tires Service Opening (Dunlop Technical Service)***

***09:00h – 14:00h Welding & hot works MS Workshop (Box 1)***

### ***09:30h – 14:50h MS1 Evaluations “Finals” Electric (Pit Building 1<sup>st</sup> Floor)***

Finals” presentations of the MotoStudent Electric Category will be held in the 1st floor of the main building in the Paddock.

Presentations will be conducted by one, two or three members of the team. It will be required at the entrance of each presentation the identification of the students that will expose, showing the ID Card or Passport and their accreditation as participants in MotoStudent. It will only be allowed to entry as listener to the presentation the rest of students registered in the team, the tutor/s and the rider. Access to presentations by persons not registered in the team is not allowed.

Rooms are equipped with visual media (screens with HDMI connection) to expose the presentations. Each team must bring its own computer and HDMI wire for the presentation, as well as any material that it deems useful to explain the project.

In case of delay, a penalty will be applied in the final score of the MS1 Phase. To avoid it, it is recommended to each team to be prepared in the area of access to rooms 10 minutes before the start of its presentation.

The length of the presentations will be 30 minutes plus 5 minutes in the boxes of questions from the Jury (these Q&A will be held at a different time). Presentation time will be controlled by the own Jury, which will cut off the speaker when he/she reaches the set time.

At the questions time, the Jury may ask other students present as listeners to be able to assess the degree of global knowledge. The tutor must only act as a listener.

### ***09:30h – 19:30 Exclusive Talent Road Show (Only for official registered team members)***

Registered MotoStudent students will be able to discover and access various job offers from participating companies, as well as submit their resumes and even arrange 1:1 interviews with them, demonstrating MotoStudent's commitment to facilitating a seamless transition to the high-quality job market.

In the documentation provided in the envelope handed to the teams during accreditation, there will be an informative brochure about the participating companies, including their overall activities

### ***10:00h – 14:00h Fuel Area Opening***

### ***10:00h – 12:00h Dynamic Safety Check Second Round (Dynamic Area)***

The prototypes which have not passed the Dynamic Safety Check will be cited on Friday session to review the correction of the spotted errors.

**11:45h – 13:00h Riders briefing (PIT BUILDING – Briefing Room Tower A + Finish Straight)**

It is MANDATORY to attend the Rider Briefing accompanied by a member of the team in order to participate in the MS2 Phase of dynamic tests. The MS2 Committee will explain the development of dynamic MS2 tests. The teams will be able to transfer their doubts at the end of the session.


Once finished the technical explanation in the Briefing Room, it will be held a Dynamic Test briefing in the Finish Straight, explaining MS2 tests 1, 2 and 3 to which riders will be the only allowed to access.

**14:00h – 18:00h Practice Area opening (Dynamic Area)**

**14:45h – 17:15h MS2 Dynamic tests: Round 1 (TESTS 1, 2, 3) (Grand Prix FIM Layout - Finish Straight)**

It will be a first Round for tests 1, 2 and 3 of the MS2 Phase, according to the conditions stipulated in Articles G.4.2, G.4.3 and G.4.4 of the Competition Regulations.

For this session, the order of circulation at the Pit Lane will be reversed, so that the motorbikes will depart from their Boxes to the entrance of the Pit Lane, from where the Organization will give them access to track. The following figure indicates the direction to follow:



For the realization of the tests the motorbikes must be present in the indicated checkpoint in the following schedules:

**MotoStudent Petrol Category**

Control Time	Bike Number
14:45	28, 11, 22, 21, 44 (Group A)
14:55	10, 9, 77, 12, 7 (Group B)



<b>15:05</b>	88, 3, 8, 19, 55 (Group C)
<b>15:15</b>	97, 93, 14, 69 (Group D)
<b>15:25</b>	89, 6, 74, 29 (Group E)
<b>15:35</b>	24, 58, 17 (Group F)

### MotoStudent Electric Category

Control Time	Bike Number
<b>15:45</b>	88, 17, 10, 53, 31 (Group A)
<b>15:55</b>	32, 96, 80, 65, 11 (Group B)
<b>16:05</b>	5, 71, 33, 73, 25 (Group C)
<b>16:15</b>	44, 77, 72, 93, 54 (Group D)
<b>16:25</b>	12, 97, 4, 16, 22 (Group E)
<b>16:35</b>	9, 28, 76, 8, 7 (Group F)
<b>16:45</b>	18, 68, 34, 87, 70 (Group G)
<b>16:55</b>	14, 26, 15, 29, 6 (Group H)

If the bike is not presented in the first round of dynamic tests (Round 1) it will lose the turn, but will still have the opportunity to score in the second round (Round 2).

Therefore, it is recommended that each team is prepared in the area of access to the tests 5 minutes prior to the indicated time.

The Organization will have electrical outlets in the checkpoint area where tire warmers can be connected during the wait until start. It is recommended to carry a power extension.

**16:00h – 18:00h Tires Service Opening (Dunlop Technical Service)**

**16:00h – 18:00h Fuel Area Opening**

**16:00h – 19:30h MotoStudent Shop Opening (MotoStudent Shop)**

**16:00h – 19:00h Welding & hot works MS Workshop (Box 1)**

**16:00h – 20:00h MS1 Evaluations “Finals” Petrol (Pit Building 1<sup>st</sup> Floor)**

Finals” presentations of the MotoStudent Petrol Category will be held in the 1st floor of the main building in the Paddock.

Presentations will be conducted by one, two or three members of the team. It will be required at the entrance of each presentation the identification of the students that

will expose, showing the ID Card or Passport and their accreditation as participants in MotoStudent. It will only be allowed to entry as listener to the presentation the rest of students registered in the team, the tutor/s and the rider. Access to presentations by persons not registered in the team is not allowed.

Rooms are equipped with visual media (screens with HDMI connection) to expose the presentations. Each team must bring its own computer and HDMI wire for the presentation, as well as any material that it deems useful to explain the project.

In case of delay, a penalty will be applied in the final score of the MS1 Phase. To avoid it, it is recommended to each team to be prepared in the area of access to rooms 10 minutes before the start of its presentation.

The length of the presentations will be 30 minutes plus 5 minutes in the boxes of questions from the Jury (these Q&A will be held at a different time). Presentation time will be controlled by the own Jury, which will cut off the speaker when he/she reaches the set time.

At the questions time, the Jury may ask other students present as listeners to be able to assess the degree of global knowledge. The tutor must only act as a listener.

### **SATURDAY OCTOBER 14, 2023**

#### ***07:00h – 22:00h Paddock Opening***

Open for public access from 8:00h.

#### ***8:00h – 19:00h MotoStudent General Office Opening (Info Point)***

#### ***8:00h – 13:30h MotoStudent Shop Opening (MotoStudent Shop)***

#### ***8:00h – 14:00h Tires Service Opening (Dunlop Technical Service)***

#### ***8:00h – 19:30h Accreditations' Center opening (MotoStudent "Info Point")***

#### ***8:30h – 12:15h MS2 Dynamic tests: Round 2 (TESTS 1, 2, 3) (Grand Prix FIM Layout - Finish Straight)***

This second batch (Round2) will follow the same guidelines that the first, and must present teams at the point of control at the following times:

#### **MotoStudent Petrol Category**

Control Time	Bike Number
08:30	28, 11, 22, 21, 44
08:40	10, 9, 77, 12, 7
08:50	88, 3, 8, 19, 55
09:00	97, 93, 14, 69
09:10	89, 6, 74, 29
09:20	24, 58, 17

### MotoStudent Electric Category

Control Time	Bike Number
10:00	88, 17, 10, 53, 31
10:10	32, 96, 80, 65, 11
10:20	5, 71, 33, 73, 25
10:30	44, 77, 72, 93, 54
10:40	12, 97, 4, 16, 22
10:50	9, 28, 76, 8, 7
11:00	18, 68, 34, 87, 70
11:10	14, 26, 15, 29, 6

It is recommended that each team is prepared in the area of access to the tests 5 minutes prior to the indicated time.

With the scores collected in the two rounds of tests (ROUND 1 and ROUND 2) will be chosen the best of both to score in the MS2 classification of the Competition.

**9:00h – 14:00h Welding & hot works MS Workshop (Box 1)**

**10:00h – 13:00h Fuel Area Opening**

**10:30h – 17:00h Kids Activities**

Bouncy castles, face painting and a safety road area will be available for kids.

**14:00h – 15:00h Group Photo (Finish Straight Line)**

Two members of each of the participating teams (MotoStudent Electric and MotoStudent Petrol) must go at the time indicated below to the finish line, carrying their prototypes, rear stand for their parking and the visual material they estimate (banners). Personnel of the Organization will indicate to each team where and how to park their prototypes, and where the members of each team should position themselves for the Group Photo. The maximum punctuality is requested to be able to coordinate this placement correctly.

**MotoStudent Petrol Category**

<i>Control Time</i>	<i>Bike Number</i>
12:40	28, 11, 22, 21, 44
12:45	10, 9, 77, 12, 7
12:50	88, 3, 8, 19, 55
12:55	97, 93, 14, 15, 69
13:00	89, 56, 6, 74, 29
13:05	24, 58, 17

### ***MotoStudent Electric Category***

<i>Control Time</i>	<i>Bike Number</i>
13:10	88, 17, 10, 53, 31
13:15	32, 96, 80, 65, 11
13:20	5, 71, 33, 73, 25
13:25	44, 77, 72, 93, 54
13:30	12, 97, 4, 16, 22
13:35	9, 28, 76, 8, 7
13:40	18, 68, 34, 87, 70
13:45	14, 26, 15, 29, 6

***IMPORTANT:*** The rest of the members of each team must go to the finish line to take the group photo at 1:45 p.m.

### ***15:30h MS2 Direction Track Inspection (Grand Prix - FIM Layout)***

The MS2 Committee will perform the inspection of the Grand Prix - FIM track to secure its status in perfect safety conditions.

### ***16:00h – 19:00h MotoStudent Shop Opening (MotoStudent Shop)***

### ***16:00h – 18:00h Tires Service Opening (Dunlop Technical Service)***

### ***16:00h – 18:00h Fuel Area Opening***

### ***16:00h – 19:00h Welding & hot works MS Workshop (Box 1)***

### ***16:00h – 16:20h Free Practice 1 MotoStudent Petrol Category (Test 4) (Grand Prix – FIM Layout)***

The participating teams in the MotoStudent Petrol Category may test their prototypes on the Grand Prix - FIM track in a Free Practice session, that will agree the rules imposed in Art. G.5 of the Competition Regulations. At 16:00 hours open the exit from the Pit Lane to the track (green light). From that moment the motorbikes can access to the track.

When finishing the time provided for the Free Practice, the exit of the Pit Lane to track will be closed (red light). The motorbikes that are at the track will be advised through the finish flag at the finish line, and must leave the track in the following lap.

During Free Practice 1 session, test 4 of the MS2 Phase (Maximum speed at Speed trap) is scored according to the guidelines of Art. G.5.2 of the Competition Regulations.

Times collected by the timing system (with the transponder installed on the bike) will be issued by the internal signal of the circuit for this and other practice and racing sessions. These times can be seen through the TV connections at the boxes, Pit Wall (Each team must bring its own TV system) and Restaurant. Also, at the end of each Dynamic Session times will be published by the Organization.

**Important Note:** It is required the most professionalism and safety during the dynamic sessions on the track by the teams when they enter the Pit Lane, Pit Wall or Starting Grid. The Pit Lane is a passage area for vehicles, so it is important to be attentive at all time to avoid accidents.

#### ***16:30h – 16:50h Free Practice 1 MotoStudent Electric Category (Test 4) (Grand Prix – FIM Layout)***

The participating teams in the MotoStudent Electric Category may test their prototypes on the Grand Prix - FIM track in a Free Practice session, that will agree the rules imposed in Art. G.5 of the Competition Regulations. At 16:30 hours open the exit from the Pit Lane to the track (green light). From that moment the motorbikes can access to the track.

When finishing the time provided for the Free Practice, the exit of the Pit Lane to track will be closed (red light). The motorbikes that are at the track will be advised through the finish flag at the finish line, and must leave the track in the following lap.

During Free Practice 1 session, test 4 of the MS2 Phase (Maximum speed at Speed trap) is scored according to the guidelines of Art. G.5.2 of the Competition Regulations.

Times collected by the timing system (with the transponder installed on the bike) will be issued by the internal signal of the circuit for this and other practice and racing sessions. Live timing can be seen through the TV connections at the boxes (Each team must bring its own TV system), Pit Wall and Restaurant. Also, at the end of each session times will be published by the Organization.

**Important Note:** It is required the most professionalism and safety during the dynamic sessions on the track by the teams when they enter the Pit Lane, Pit Wall or Starting Grid. The Pit Lane is a passage area for vehicles, so it is important to be attentive at all time to avoid accidents.

**17:30h – 17:50h Free Practice 2 MotoStudent Petrol (Test 5) (Grand Prix - FIM Layout)**

Free practice session will agree the rules imposed in Art. G.5 of the Competition Regulations. Teams of the MotoStudent Electric Category will have 20 minutes of free practice at the Grand Prix FIM Track. After these 20 minutes, a checkered flag will be shown at the finish line and no motorbike will be allowed to access the track. Motorcycles that are on the track and take the checkered flag must leave the track after the following lap.

During the Free Practice 2 session, test 5 of the MS2 Phase (Regularity) is scored according to the guidelines of Art. G.5.3 of the Competition Regulations.

**18:00h – 18:20h MS2 Free Practice 2 MotoStudent Electric (Test 5) (Grand Prix - FIM Layout)**

Free Practice session will agree the rules imposed in Art. G.5 of the Competition Regulations. The teams of the MotoStudent Petrol Category will have 20 minutes of free practice at the Grand Prix FIM Track. After these 20 minutes a checkered flag will be shown at the finish line and no motorbike will be allowed to access the track. The motorcycles that are on the track and take the checkered flag must leave the track after the following lap.

During the Free Practice session, test 5 of the MS2 Phase (Regularity) is scored according to the guidelines of Art. G.5.3 of the Competition Regulations.

**19:30h – 20:00h MS1 Awards Ceremony - Doors Opening (MotoStudent Arena)**

Take a seat so you don't miss the action, the MS1 Awards Ceremony will reveal the best Teams during the MS1 Phase and much more.

**20:00h – 21:30h MS1 Awards Ceremony (MotoStudent Arena)**

At the MotoStudent Arena will be held the MS1 Awards Ceremony. In this act winner teams of the MS1 Phase will be awarded, as well as will be prized other special recognitions.

**SUNDAY OCTOBER 15, 2023**

**7:30h – 22:00h Paddock Opening**

Open for public access from 8:00h.

**8:00h – 18:00h MotoStudent General Office Opening (Info Point)**

**8:00h – 18:00h MotoStudent Shop Opening (MotoStudent Shop)**

**8:00h – 15:00h Fuel Area Opening**

**8:00h – 15:00h Tires Service Opening (Dunlop Technical Service)**

**8:00h – 13:00h Welding & hot works MS Workshop (Box 1)**

**08:00h – 17:00h Accreditations' Center opening**

**08:30h MS2 Direction Track Inspection (Grand Prix - FIM Layout)**

**9:00h – 9:20h MS2 Qualifying MotoStudent Electric (Test 6) (Grand Prix - FIM Layout)**

Qualifying session will agree the rules imposed in Art. G.6 of the Competition Regulations. Teams of the MotoStudent Electric Category will have 20 minutes of timed practices at the Grand Prix FIM Track. After these 20 minutes a checkered flag will be shown at the finish line and no motorbike will be allowed to access the track. The motorcycles that are on the track and take the checkered flag must leave the track after the following lap.

Qualifying session will serve to get the score of Test 6 of the MS2 Phase (Pole position), based on the rules of Art.G.6.2 of the Competition Regulations.

Lap times obtained in this session will serve also to define the order of the Starting Grid for the Race Sessions.

**09:30h – 09:50h MS2 Qualifying MotoStudent Petrol (Test 6) (Grand Prix - FIM Layout)**

Qualifying session will agree the rules imposed in Art. G.6 of the Competition Regulations. Teams of the MotoStudent Electric Category will have 20 minutes of timed practices at the Grand Prix FIM Track. After these 20 minutes a checkered flag will be shown at the finish line and no motorbike will be allowed to access the track. The motorcycles that are on the track and take the checkered flag must leave the track after the following lap.

Qualifying session will serve to get the score of Test 6 of the MS2 Phase (Pole position), based on the rules of Art.G.6.2 of the Competition Regulations.

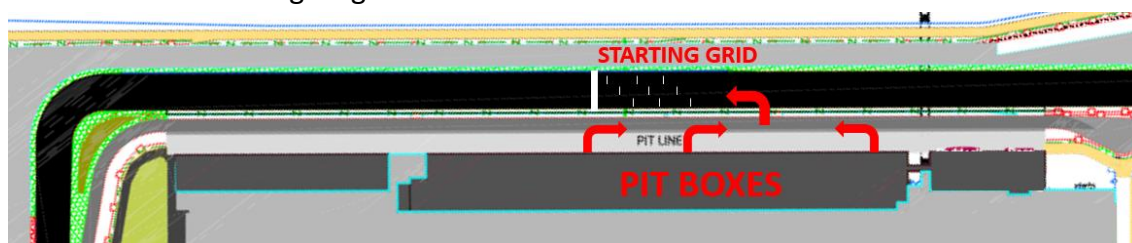
Lap times obtained in this session will serve also to define the order of the Starting Grid for the Race Sessions.

**10:30h – 17:00h Kids Activities**

**10:45h – 11:15h MS2 Pit Lane OPEN - Starting Grid Formation MotoStudent Electric Play Off Race (Grand Prix FIM Layout - Finish Straight)**

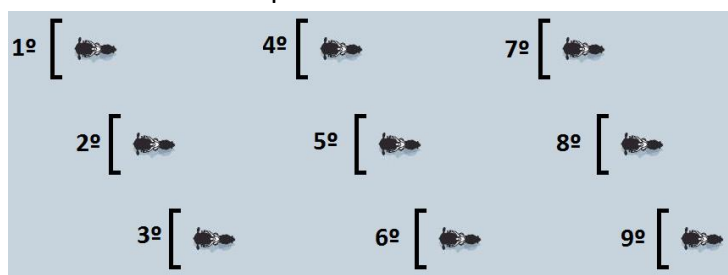
**Important Note:** The protocol of Starting Grid formation for the MotoStudent Electric Category is different from the usual Protocol of motorcycling competitions.

For the formation of the Starting Grid, teams of the MotoStudent Electric Category must **carry** their bikes through the Pit Lane with the propulsion system disconnected from their Boxes to the Starting Grid, **crossing the Pit Wall** through the pass enabled, as shown in the following diagram:



To the Starting Grid can only access rider, tutor/s and registered students of each team. No companion can access if he/she is not a registered member.

The starting grid will have a formation of 3 motorcycles per line, and all spaces from the starting line to the back will be completed:



The starting order will be established according to the fastest times clocked by each motorcycle during the qualifying session.

It is allowed to take stands and hand tools necessary for the assistance prior to the race. It is forbidden the access to the starting grid of any type of portable generator. The use of tire warmers is allowed for maintaining the tire temperature; however, **they cannot be connected during the Starting Grid Formation.**

**11:15h MS2 MotoStudent Electric Category Play Off Race (Test 7, 8) - 5 Laps (Grand Prix - FIM Layout)**

The Final Race of the MotoStudent Competition in the MotoStudent Electric Category will take place at the MotorLand Aragón Grand Prix FIM Track of its Speed Circuit (5.077,65 m). (See Annex III).

Race session will be carried out attending to the conditions indicated in Article 7 of Section G of the Competition Regulations.

Motorbikes will ride a **warm up lap** (4' 30" max.) to the Grand Prix FIM track and will return to their positions in the Starting Grid.

The light will lead the start of the Race, which is held to **5 laps**.



If the total scoring of a team in the MS1 Phase is not equal or greater than 150 points, the team must make a MS1 Handicap, in compliance with Article G.7.4. of the Competition Regulations.

After the 5 laps the checkered flag will be shown in the finish line indicating the end of the Race. Riders must complete the "honor" lap.

Race Session will serve to classify for Final Race or obtain the scores of Tests 7 and 8 of the MS2 phase, as indicated in Art.G.7.5 and Art.G.7.6 of the Competition Regulations.

### ***11:35h Parc Ferme MotoStudent Electric Category***

After finishing the "honor" lap after the Race, the prototypes must go to the Parc Ferme. **A unique member of the team** may access to this closed park when the arrival of its prototype, and must carry the **rear stand** for the motorbike rest. Riders and team members must leave the Parc Fermé once the bike is parked, and can only access again to it if the organization requires them.

The Technical Staff of the Organization will carry out a scrutineering of all participating prototypes.

**Important Note:** The motorbike must be parked in the closed park with the propulsion system completely disconnected.

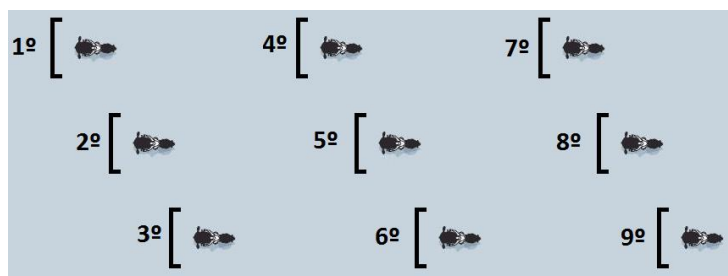
### ***12:10h – 12:30h MS2 Pit Lane OPEN - Starting Grid Formation MotoStudent Petrol Play Off Race (Grand Prix FIM Layout - Finish Straight)***

For the formation of the Starting Grid, teams of the MotoStudent Petrol Category must departure from the PIT LANE and complete a lap to the Grand Prix FIM track to the Starting Grid.

Team Members may wait the arrival of the prototype in the corresponding place, allowing the carry of stands and hand tools necessary for the assistance prior to the Race. It is forbidden the access to the starting grid of any type of portable generator or external starter. The use of tire warmers is allowed for maintaining the tire temperature, however **they cannot be connected during the Starting Grid Formation**.

To the Starting Grid can only access the rider, the tutor/s and registered students of each team. No companion can access if he/she is not a registered member.

The starting grid will have a formation of 3 motorcycles per line, and all spaces from the starting line to the back will be completed:



The starting order will be established according to the fastest times clocked by each motorcycle during the qualifying session.

**12:30h MS2 MotoStudent Petrol Category Play Off Race (Tests 7, 8)\* - 7 Laps (Grand Prix - FIM Layout)**

The Play Off Race of the MotoStudent Competition in the MotoStudent Petrol Category will take place at the MotorLand Aragón Grand Prix FIM Track of its Speed Circuit (5.077,65 m). (See Annex III).

The Race session will be carried out attending to the conditions indicated in Article 7 of Section G of the Competition Regulations.

The motorbikes will ride a **warm up lap** to the Grand Prix FIM track and will return to their positions in the Starting Grid.

The light will lead the start of the Race, which is held to **7 laps**.

If the total scoring of a team in the MS1 Phase is not equal or greater than 150 points, the team must make a MS1 Handicap in compliance with Article G.7.4. of the Competition Regulations.

After the 7 laps the checkered flag will be shown in the finish line indicating the end of the Race. The riders must complete the "honor" lap to the Grand Prix FIM track.

The Race Session will serve to classify for the Final Race or obtain the scores of Tests 7 and 8 of the MS2 phase, as indicated in Art.G.7.5 and Art.G.7.6 of the Competition Regulations.

**12:55h Parc Ferme Category MotoStudent Petrol**

After finishing the "honor" lap after the Race, the prototypes must go to the Parc Ferme.

**A unique member of the team** may access to this closed park when the arrival of its prototype, and must carry the **rear stand** for the motorbike rest. Riders and team members must leave the Parc Fermé once the bike is parked, and can only access again to it if the organization requires them.

The Technical Staff of the Organization will carry out a scrutineering of all participating prototypes.

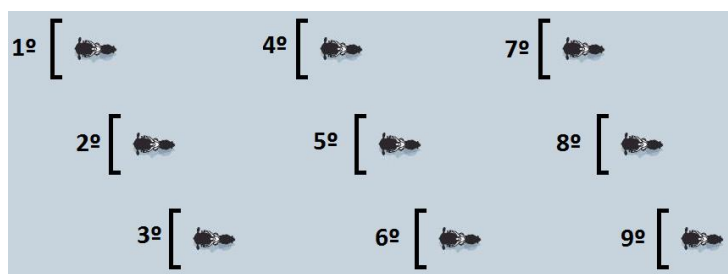
**13:40h – 14:00h MS2 Pit Lane OPEN - Starting Grid Formation MotoStudent Petrol Category (Grand Prix FIM Layout - Finish Straight)**

For the formation of the Starting Grid, teams of the MotoStudent Petrol Category must departure from the PIT LANE and complete a lap to the Grand Prix FIM track to the Starting Grid.

Team Members may wait the arrival of the prototype in the corresponding place, allowing the carry of stands and hand tools necessary for the assistance prior to the Race. It is forbidden the access to the starting grid of any type of portable generator or external starter. The use of tire warmers is allowed for maintaining the tire temperature, however **they cannot be connected during the Starting Grid Formation.**

To the Starting Grid can only access the rider, the tutor/s and registered students of each team. No companion can access if he/she is not a registered member.

The starting grid will have a formation of 3 motorcycles per line, and all spaces from the starting line to the back will be completed:



The starting order will be established according to the fastest times clocked by each motorcycle during the qualifying session.

**14:00h MS2 MotoStudent Petrol Category Race (Tests 7, 8) - 9 Laps (Grand Prix - FIM Layout)**

The Final Race of the MotoStudent Competition in the MotoStudent Petrol Category will take place at the MotorLand Aragón Grand Prix FIM Track of its Speed Circuit (5.077,65 m). (See Annex III).

The Race session will be carried out attending to the conditions indicated in Article 7 of Section G of the Competition Regulations.

The motorbikes will ride a **warm up lap** to the Grand Prix FIM track and will return to their positions in the Starting Grid.

The light will lead the start of the Race, which is held to **9 laps**.

If the total scoring of a team in the MS1 Phase is not equal or greater than 150 points, the team must make a MS1 Handicap stop during the Race session (final race) of the MS2 Phase, between lap 2 and lap 5 of the race. Handicap procedure will be in compliance with Article G.8.4. of the Competition Regulations.

After the 9 laps the checkered flag will be shown in the finish line indicating the end of the Race. The riders must complete the "honor" lap to the Grand Prix FIM track.

The Race Session will serve to obtain the scores of Tests 7 and 8 of the MS2 phase, as indicated in Art.G.7.5 and Art.G.7.6 of the Competition Regulations.

#### ***14:40h Parc Ferme Category MotoStudent Petrol***

After finishing the "honor" lap after the Race, the prototypes must go to the Parc Ferme.

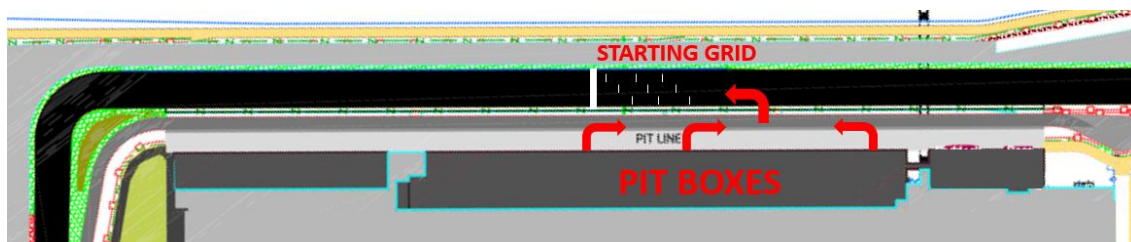
**A unique member of the team** may access to this closed park when the arrival of its prototype, and must carry the **rear stand** for the motorbike rest. Riders and team members must leave the Parc Fermé once the bike is parked, and can only access again to it if the organization requires them.

The Technical Staff of the Organization will carry out a scrutineering of all participating prototypes.

#### ***14:45h – 15:05h MS2 Pit Lane OPEN - Starting Grid Formation MotoStudent Electric (Grand Prix FIM Layout - Finish Straight)***

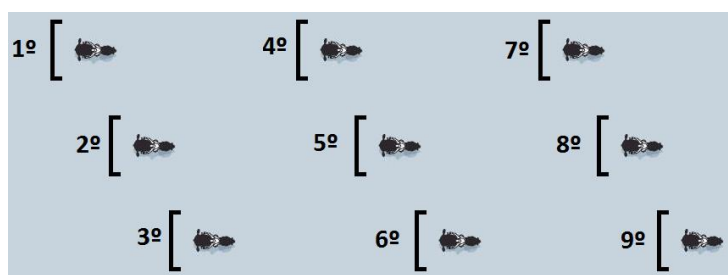
**Important Note:** The protocol of Starting Grid formation for the MotoStudent Electric Category is different from the usual Protocol of motorcycling competitions.

For the formation of the Starting Grid, teams of the MotoStudent Electric Category must **carry** their bikes through the Pit Lane with the propulsion system disconnected from their Boxes to the Starting Grid, **crossing the Pit Wall** through the pass enabled, as shown in the following diagram:



To the Starting Grid can only access rider, tutor/s and registered students of each team. No companion can access if he/she is not a registered member.

The starting grid will have a formation of 3 motorcycles per line, and all spaces from the starting line to the back will be completed:



The starting order will be established according to the fastest times clocked by each motorcycle during the qualifying session.

It is allowed to take stands and hand tools necessary for the assistance prior to the race. It is forbidden the access to the starting grid of any type of portable generator. The use of tire warmers is allowed for maintaining the tire temperature, however **they cannot be connected during the Starting Grid Formation.**

**15:05h MS2 MotoStudent Electric Category Race (Test 7, 8) - 6 Laps (Grand Prix - FIM Layout)**

The Final Race of the MotoStudent Competition in the MotoStudent Electric Category will take place at the MotorLand Aragón Grand Prix FIM Track of its Speed Circuit (5.077,65 m). (See Annex III).

Race session will be carried out attending to the conditions indicated in Article 7 of Section G of the Competition Regulations.

Motorbikes will ride a **warm up lap** (4' 30" max.) to the Grand Prix FIM track and will return to their positions in the Starting Grid.

The light will lead the start of the Race, which is held to **6 laps.**

If the total scoring of a team in the MS1 Phase is not equal or greater than 150 points, the team must make a MS1 Handicap stop during the Race session (final race) of the MS2 Phase, between lap 2 and lap 5 of the race. Handicap procedure will be in compliance with Article G.8.4. of the Competition Regulations.

After the 6 laps the checkered flag will be shown in the finish line indicating the end of the Race. Riders must complete the "honor" lap.

Race Session will serve to obtain the scores of Tests 7 and 8 of the MS2 phase, as indicated in Art.G.7.5 and Art.G.7.6 of the Competition Regulations.

### ***15:40h Parc Ferme MotoStudent Electric Category***

After finishing the "honor" lap after the Race, the prototypes must go to the Parc Ferme. **A unique member of the team** may access to this closed park when the arrival of its prototype, and must carry the **rear stand** for the motorbike rest. Riders and team members must leave the Parc Fermé once the bike is parked, and can only access again to it if the organization requires them.

The Technical Staff of the Organization will carry out a scrutineering of all participating prototypes.

**Important Note:** The motorbike must be parked in the closed park with the propulsion system completely disconnected.

### ***16:30h – 17:00h MS2, Best Rookie and Best MotoStudent Podiums (Petrol & Electric) (Podium – PIT LANE)***

The final results of the MS2 Phase will be announced by the Organization.

Based on the total score obtained in the MS2 Phase tests, the awards corresponding to the MotoStudent Petrol and MotoStudent Electric Categories will be delivered, accessing the three first classified teams of each category to the Podium for the ceremony.

Over the total score of the Competition (MS1 + MS2), the Best Rookie award will be delivered for both categories, as well as the recognitions to 2nd and 3rd positions, according to Art.A.1.5 of the Competition Regulations.

Over the total score of the Competition (MS1 + MS2), the Best MotoStudent award will be delivered for both categories, as well as the recognitions to 2nd and 3rd positions, according to Art.A.1.5 of the Competition Regulations.

***17:00h – 17:45h Press report of the winning prototypes (Grand Prix FIM Layout - Finish Straight)***

The winning motorbikes (1st, 2nd and 3rd) over the total score (MS1 + MS2) of the MotoStudent Petrol and MotoStudent Electric Categories will move to the finish straight for the Official press report. It is convenient that the members of these teams, tutor/s and riders are present.

***16:30h – 19:00h Return of transponders and box keys (MotoStudent Office - Info Point)***

Teams must collect the material from their boxes and return the keys in order to be given back their 10€ deposit.

The transponders must be removed from the motorbikes and returned in order to be given the 50€ deposit.

From 16:30h will be allowed to move the “work vehicles” from the Working Vehicles Parking to exit the Event.

***\* The Organization reserves the right to modify the schedule if it is considered for forced reasons.***

## 10. Partners and Sponsors

### COMPETITION PARTNER



### PREMIUM SPONSOR



### OFFICIAL SUPPLIERS





## 12. Awards List

### Category “MotoStudent Petrol”

#### MS1 Phase

- **Award to the Best Design**
- 2<sup>nd</sup> classified Best Design recognition
- 3<sup>rd</sup> classified Best Design recognition
  
- **Award to the Best Innovation**
- 2<sup>nd</sup> classified Best Technological Innovation recognition
- 3<sup>rd</sup> classified Best Technological Innovation recognition
  
- **Award to the Best MS1 Project**
- 2<sup>nd</sup> MS1 classified recognition
- 3<sup>rd</sup> MS1 classified recognition

#### MS2 Phase

- **1st MS2 classified**
  
- **2nd MS2 classified**
  
- **3rd MS2 classified**

#### General

- **Best MotoStudent Petrol**
- 2<sup>nd</sup> classified MotoStudent Petrol (MS1+MS2) recognition
- 3<sup>rd</sup> classified MotoStudent Petrol (MS1+MS2) recognition
  
- **Best Rookie Team Petrol**
- 2<sup>nd</sup> classified Rookie Team Petrol (MS1+MS2) recognition
- 3<sup>rd</sup> classified Rookie Team Petrol (MS1+MS2) recognition

## Category “MotoStudent Electric”

### MS1 Phase

- **Award to the Best Design**
  - 2<sup>nd</sup> classified Best Design recognition
  - 3<sup>rd</sup> classified Best Design recognition
- **Award to the Best Innovation**
  - 2<sup>nd</sup> classified Best Technological Innovation recognition
  - 3<sup>rd</sup> classified Best Technological Innovation recognition
- **Award to the Best MS1 Project**
  - 2<sup>nd</sup> MS1 classified recognition
  - 3<sup>rd</sup> MS1 classified recognition

### MS2 Phase

- **1st MS2 classified**
- **2nd MS2 classified**
- **3rd MS2 classified**

### General

- **Best MotoStudent Electric**
  - 2<sup>nd</sup> classified MotoStudent Electric (MS1+MS2) recognition
  - 3<sup>rd</sup> classified MotoStudent Electric (MS1+MS2) recognition
- **Best Rookie Team Petrol**
  - 2<sup>nd</sup> classified Rookie Team Electric (MS1+MS2) recognition
  - 3<sup>rd</sup> classified Rookie Team Electric (MS1+MS2) recognition

## General Awards

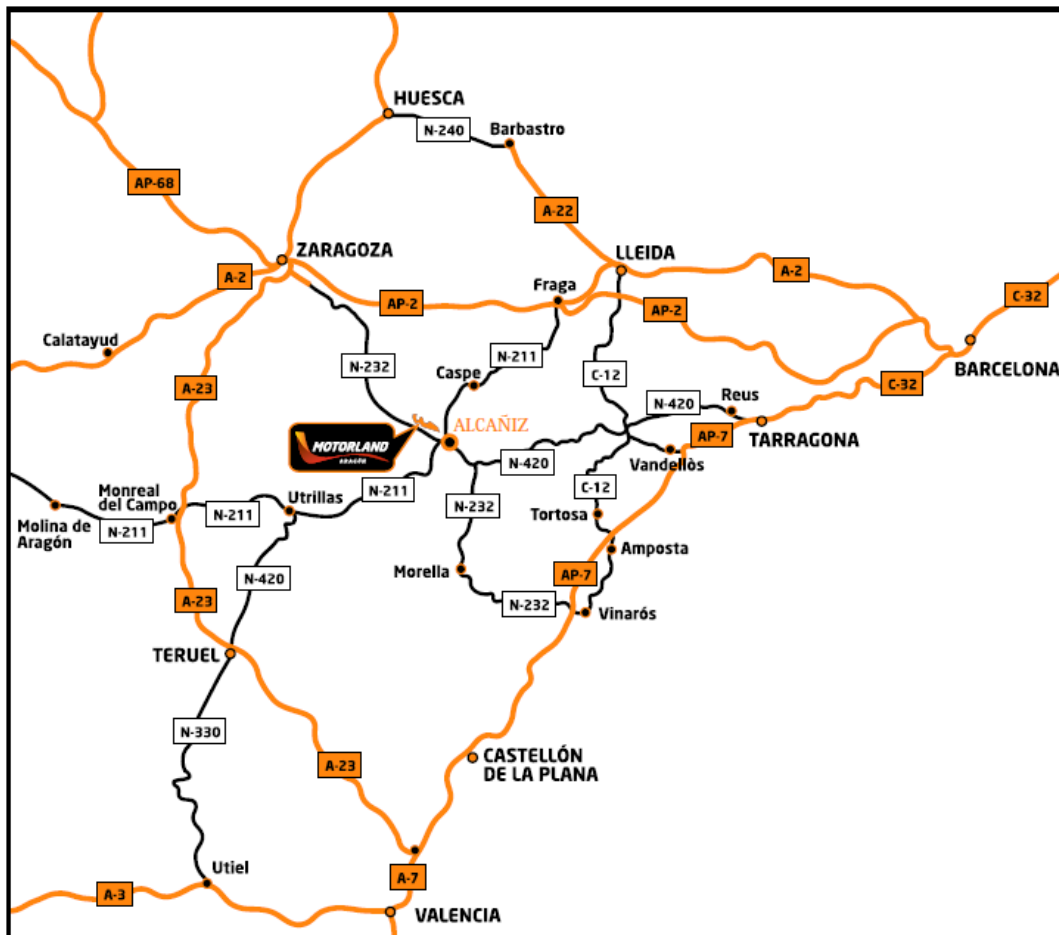
### General

- **Award to the Best MotoStudent Technological Innovation**

### 13. Additional Information (Annexes)

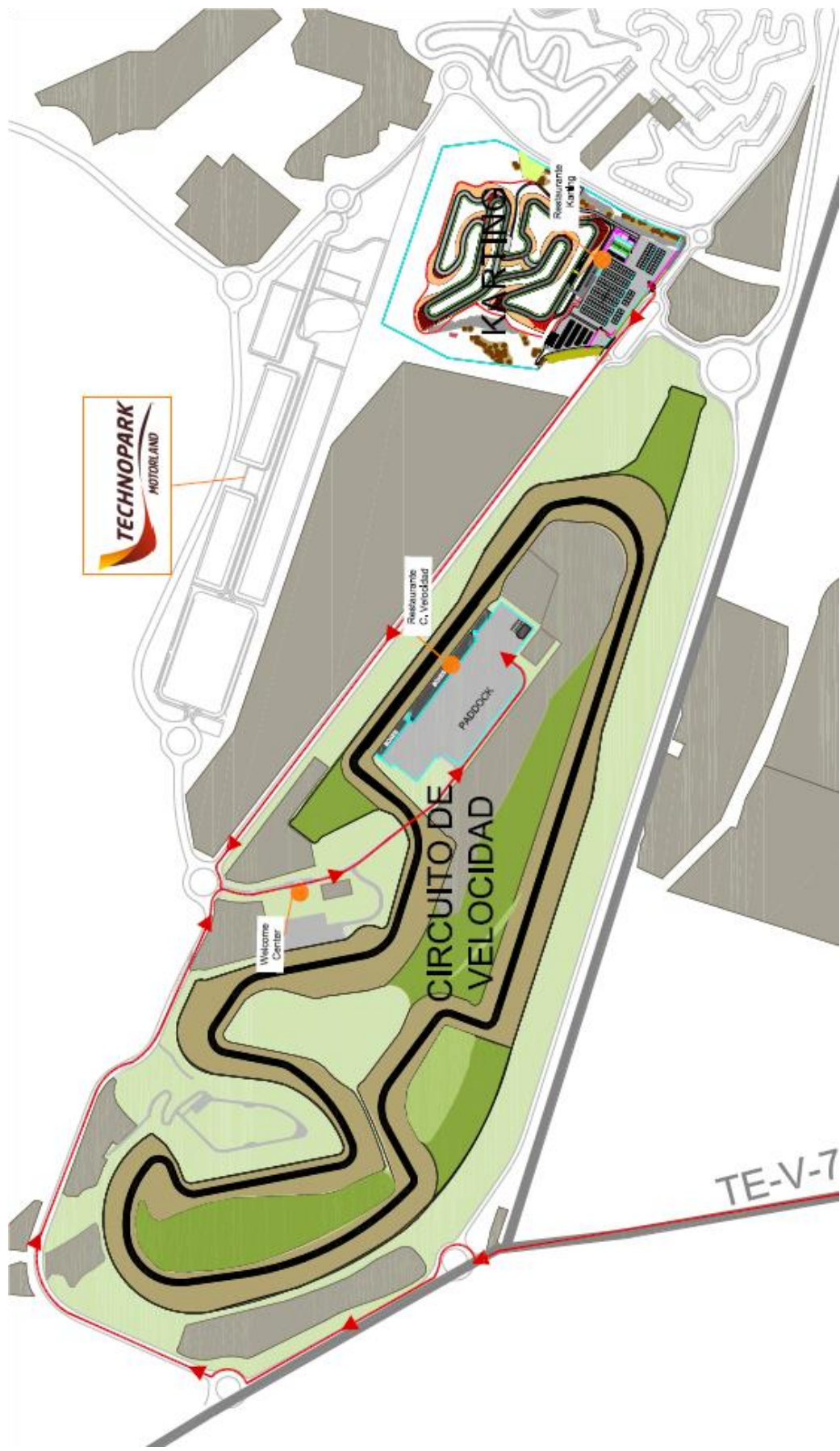
#### Annex I: Access maps

Circuit Entrance GPS Coordinates: 41°4'14,94"E,0°12'21,73"W









## Annex II: Distribution of MS1 Pitch Presentations Rooms

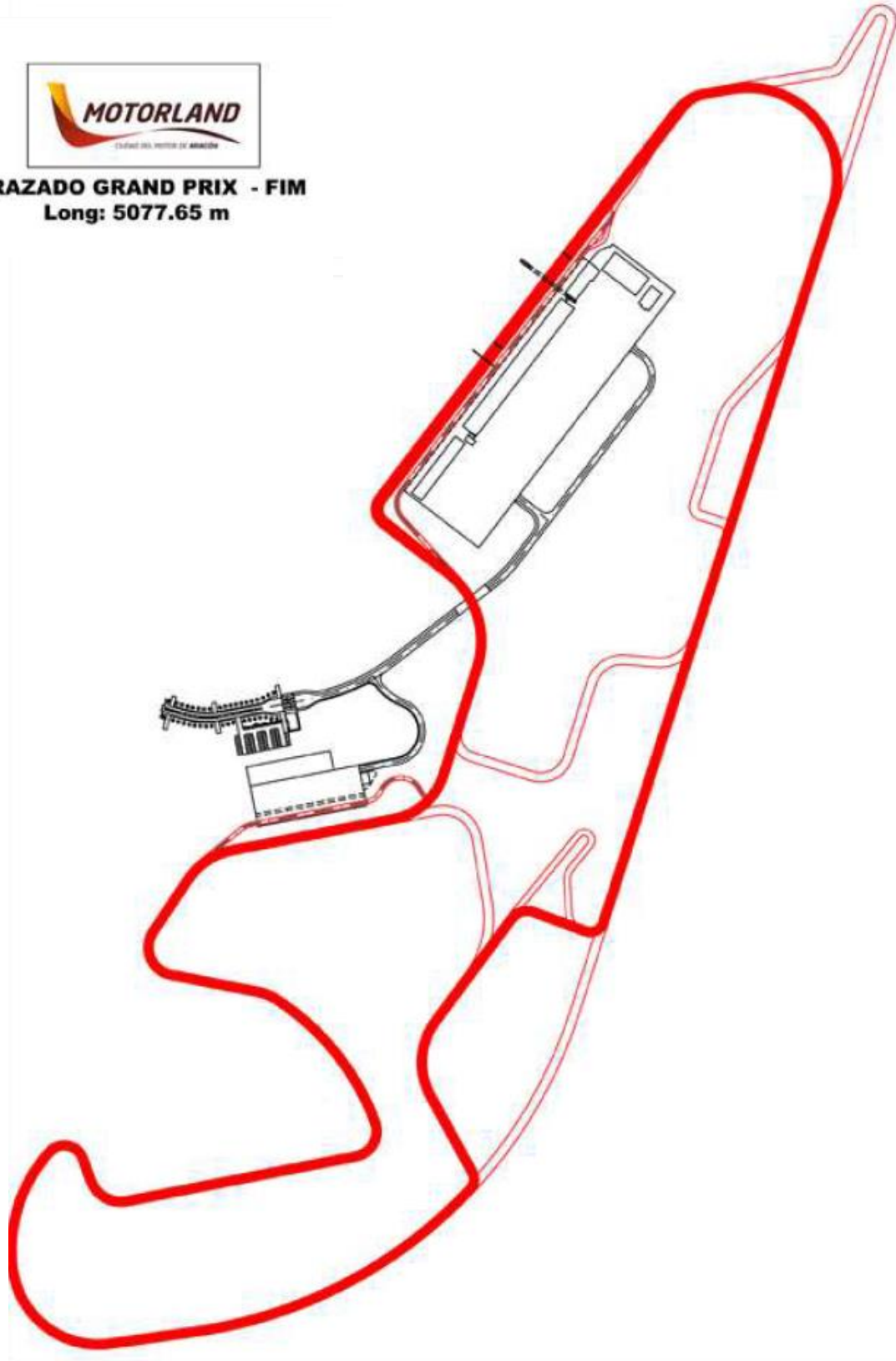
<b>MotoStudent MS1 Pitch Finals</b>							
Time	Room A (ES)	Room B (ES)	Room C (EN/ES)	Room D (EN)	Room E (EN/ES)	Room F (EN/ES)	Room G (EN/ES)
09:30:00 - 10:00:00	MS Unizar Electric	UJI Electric Racing Team	MotoSpirit ESEIAAT - UPC	eLaketric UAS Constance	ISC Racing Team UPC	EEBE ePowered RACING	eGIPUZKOA GIE-UPV/EHU
10:10:00 - 10:40:00	UPM MOTOSTUDENT ELECTRIC	Wolfast UniOvi	Polimi Motorcycle Factory	Impulse Unimore	REM IHU	CTU Lions Electric	Tadarida MotoRacing UFU
10:50:00 - 11:20:00	UMA Racing Team	UPC VILANOVA E3 TEAM	LEM Wroclaw	EMUS	Bizkaia ESI Bilbao	URVoltage Racing (URV)	eRacing ETSEIB
11:30:00 - 12:10:00	<i>Box visits</i>						
12:20:00 - 12:50:00	UPV EPSA Moto-E	University of La Laguna	QUARTODILITRO UNIPD	UniBo Motorsport	US Racing	2WheelsPolITO	UPPström Racing
13:00:00 - 13:30:00	UBU Racing	EPS-Jaen eRacing	TLMoto	COMETS	UPV/EHU Araba MotorSport	E-Moto AGH	MST Miner Motorcycle
13:50:00 - 14:20:00	UCO ELECTRIC RACING	MOTO SPARK UNAM	Kenji Racing Team	SKAP WUT Racing	MotoETSIUHU Electric	ETSIIT UPNa Racing	
14:20:00 - 15:00:00	<i>Box visits</i>						
Time	Room A	Room B	Room C	Room D	Room E	Room F	Room G
16:00:00 - 16:30:00	SYNERGY RT - UPC Manresa	UniBS Motorsport	FESB Racing	2WheelsPolITO	THM-Motorsport Giessen	UPM-MOTOSTUDENT_PETROL	Polimi Motorcycle Factory
16:40:00 - 17:10:00	MOTO-MAQLAB-UC3M	FLORIDA MOTO TEAM	Montan Factory Racing	QUARTODILITRO UNIPD	MotochanicsUA	THM-Motorsport Friedberg	Stretto in Carena UNIME
17:20:00 - 17:50:00	UMH Racing Team	MariTeam Racing HOST	Panther Racing AUTH	Sapienza Gladiators	MotoETSIUHU Petrol	COYOTES MOTORACING	MotoR-UPV School Team
18:00:00 - 18:30:00	Motostudent	UC Racing	Bizkaia ESI	Ashwa Mobility	Motorius UFPB	EESC-USP	Nebrija Power
18:30:00 - 19:15:00	<i>Box visits</i>						

Each team has a 30' of presentation and a 5' for the Box visits rounds at 10:50 and 13:50 for Electric and 18:30 for petrol.

Annex III: Circuit Map



**TRAZADO GRAND PRIX - FIM**  
Long: 5077.65 m





## Annex IV: Specific rules and recommendations during the Event

### Sport Law

The Organization will penalize to all teams whose components do not comply Article 67 of the Spanish law 10/1990 of 15th October, that indicates:

- 1. It is prohibited in facilities that held sports competitions the introduction and sale of all types of alcoholic drinks.*
- 2. The containers of the drinks that are sold or introduced in the facilities in that are held sports shows must meet the conditions of rigidity and capacity that regulations set, heard the National Commission against the violence.*
- 3. The people that introduce or sell in the sports enclosures any class of drinks without respecting the limitations established in the paragraphs preceding will be sanctioned by the authority governing.*
- 4. The introduction of flares or fireworks in the facilities that held sports events is prohibited, preventing the entry to all those people who try to introduce such objects.*
- 5. The organizers of sports shows in which are produced the situations defined in these paragraphs may be equally sanctioned if had unfulfilled the measures of prevention and control.*

### Electrical Risk

Each participating team in the Category MotoStudent Electric should be aware of the danger of high voltage of its prototype. The safety of it is responsibility of the team so that must have the maximum diligence at the time of manipulating the motorbike, as well as in the operations of load and download.

### Behavior in the Box and Pit Lane

Is **STRICTLY** forbidden to smoke in the box, as well as taking drinks to the Pit Lane.

The Pit Lane is divided in two zones:

- Zone for passage of vehicles.
- Zone for stop and access to the box.

In the area of passage of vehicles is not allowed to remain to any member of the team or vehicle.

Can only be crossed to access to the Pit Wall.

Riders must meet the speed limit in their passing through the Pit Lane.

## Annex V: Useful Contacts

### ORGANIZATION OF THE MOTOSTUDENT COMPETITION

#### General Contact

Moto Engineering Foundation

Parque Tecnológico TechnoPark MotorLand

44600 Alcañiz - (Teruel) - Spain

Phone: +34 978 877 935

Email: [info@motostudent.com](mailto:info@motostudent.com)

Web: [www.motostudent.com](http://www.motostudent.com)

#### Technical Staff

Email: [faq@motostudent.com](mailto:faq@motostudent.com)

### MOTORLAND ARAGÓN CIRCUIT

#### General Contact

MotorLand Aragon Circuit

Road TE-V-7033, km 1.

44600 Alcañiz - (Teruel) - Spain

Phone: +34 978 83 55 48

Email: [info@motorlandaragon.com](mailto:info@motorlandaragon.com)

Web: [www.motorlandaragon.com](http://www.motorlandaragon.com)

## EMERGENCY INFORMATION

Emergency SOS Aragón 112  
Local Police (Headquarter) 978 870 333  
Police (Headquarter) 978 831 313  
Traffic Police 978 831 513  
Fire Brigade 978 87 07 61  
Sanitary Urgencies 061  
Alcañiz Hospital 978 830 100  
Alcañiz Health Centre 978 831 718  
Zaragoza's Hospital 976 765 500  
Zaragoza's Hospital 976 765 700

## USEFUL CONTACTS

Tourism Office 978 831 213  
Zaragoza Airport 976 712 300  
Reus Airport 902 404 704  
Barcelona Airport 934 785 000  
Madrid Airport 913 936 000  
Train Information 902 240 202  
Bus Station 978 830 402  
Taxi 978 831 518  
Post Service 978 831 518